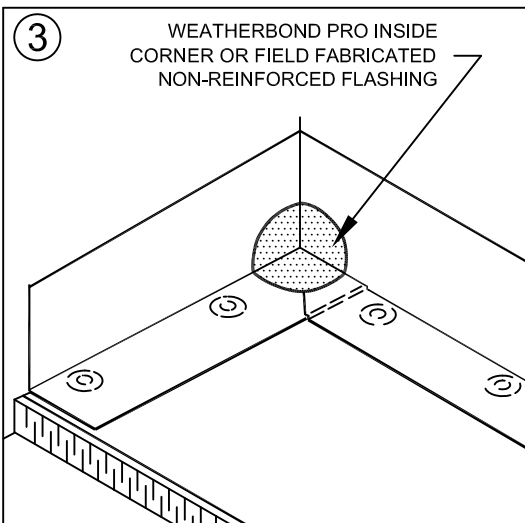
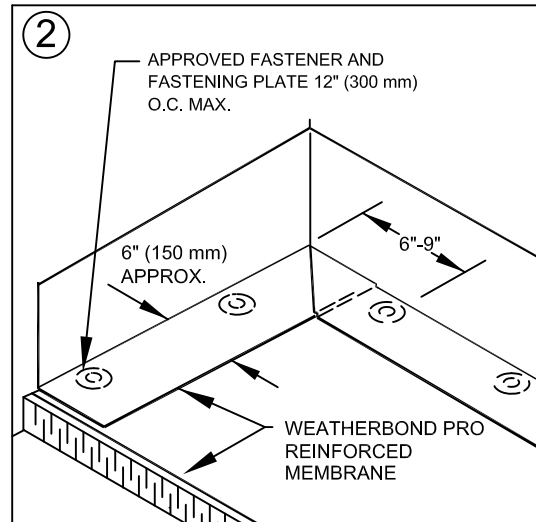
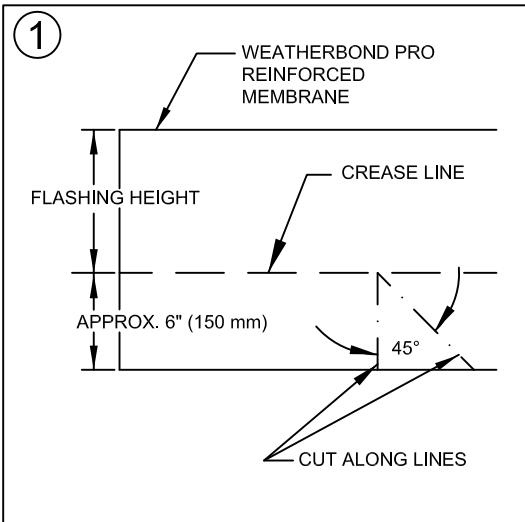


WeatherBond™ Pro ROOFING SYSTEM



NOTES:

1. BEGIN INSTALLATION OF FASTENING PLATES 6" TO 9" (150 TO 230 mm) FROM THE CORNER.
2. POSITION FASTENING PLATES 1/2" TO 1" (13 mm to 25 mm) FROM EDGE OF MEMBRANE.
3. APPROXIMATELY 1/8" (3 mm) DIAMETER BEAD OF CUT-EDGE SEALANT IS REQUIRED ON CUT EDGES OF WEATHERBOND PRO REINFORCED MEMBRANE.
4. REFER TO SPECIFICATION FOR ACCEPTABLE FASTENERS AND PLATES.

WBPC-15.1
INSIDE CORNER FLASHING

WEATHERBOND™
© 2007 WEATHERBOND