

NOTES:

1. WHEN ENHANCED FASTENING IS REQUIRED AS PRESCRIBED IN FACTORY MUTUAL LOSS PREVENTION DATA SHEET 1-29, ANSI/SPRI WD-1 OR MIAMI-DADE COUNTY, REFER TO [WEATHERBOND'S DESIGN REFERENCE DR-05-11](#).
2. FOR CRITERIA ON INSULATION FASTENERS AND PLATES, REFER TO WEATHERBOND SPECIFICATIONS.
3. OSB (ORIENTED STRAND BOARD) MUST BE POSITIONED WITH AN 1/8" (3mm) GAP BETWEEN BOARDS.
4. WHEN SPECIFIED, JOINTS IN OSB (ORIENTED STRAND BOARD) MUST BE STAGGERED WITH JOINTS IN INSULATION BELOW.

FEET TO MILLIMETERS


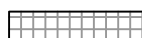

4'	8'
1219	2438

INCHES TO MILLIMETERS

inch	1/8"	1/4"	15/32"	1/2"	5/8"	3/4"	1"	1.5"	2"	2.5"	3"	4"	6"	8"	9"	11"	12"	18"	24"	36"
mm	3	6	12	13	16	19	25	38	51	63	76	102	152	203	229	279	305	457	610	914



OSB (ORIENTED STRAND BOARD) ATTACHMENT

 → MEMBRANE  
 → APPROVED SUBSTRATE  
 → SEE NOTE(S)

SPEC. SUPPLEMENT

A-27.6