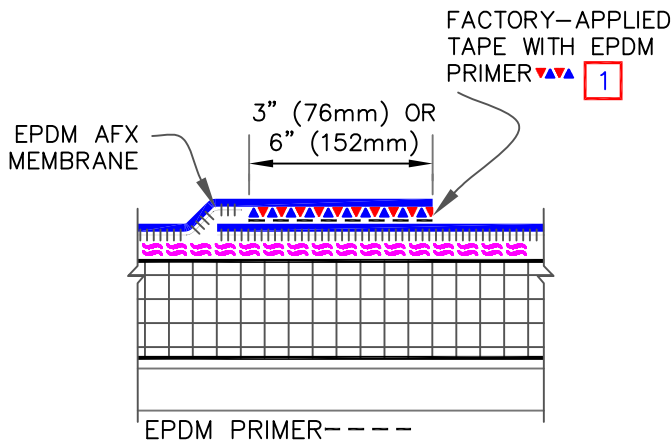
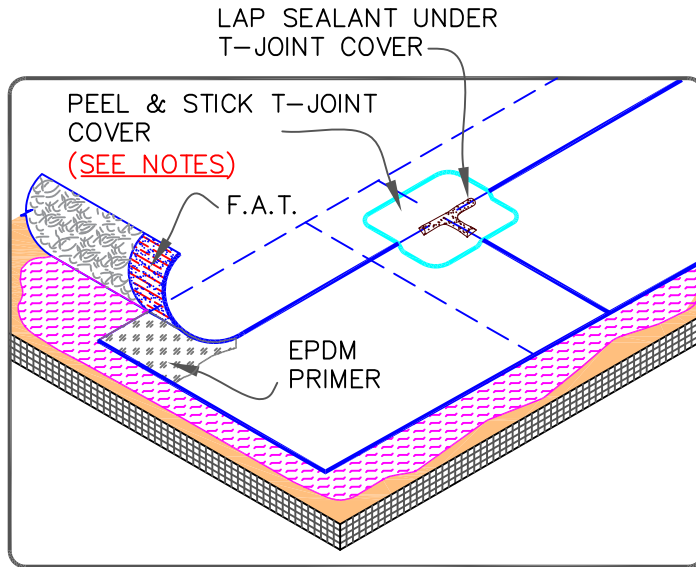
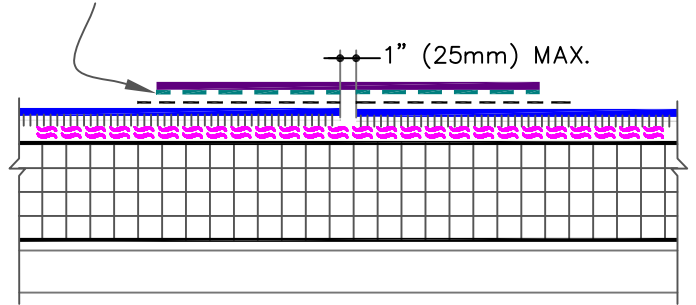


MEMBRANE SPLICE

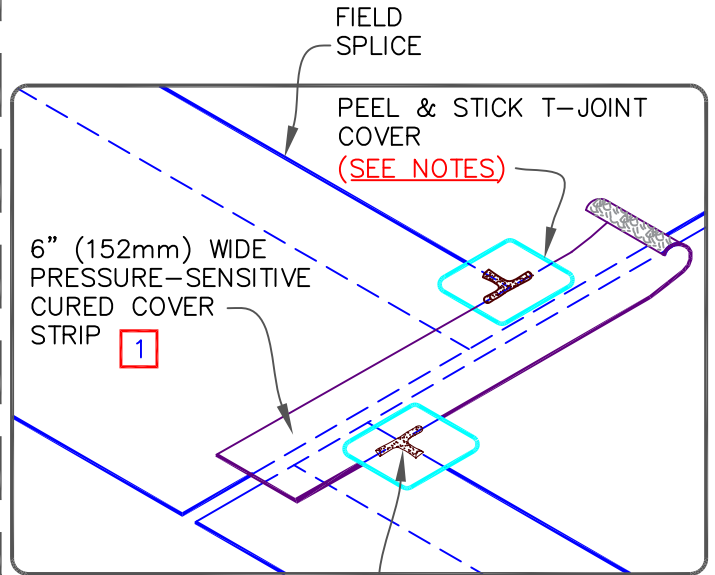


END LAP SPLICE

MIN. 6" (152mm) WIDE PEEL & STICK OVERLAYMENT STRIP OR CURED COVER STRIP, WITH EPDM PRIMER, CENTERED OVER BUTTED END LAPS



F.A.T. (FACTORY APPLIED SecurTAPE)



NOTES:

1. APPLY EPDM PRIMER TO MEMBRANE SURFACES PRIOR TO INSTALLING PEEL & STICK FLASHING AND/OR FACTORY APPLIED SecurTAPE.
2. APPLY LAP SEALANT ALONG THE EDGE OF THE MEMBRANE SPLICE (UNDER THE 6"x6" T-JOINT COVER) COVERING THE EXPOSED SPLICE TAPE 1/2" (13mm) IN EACH DIRECTION FROM THE SPLICE INTERSECTION.
3. 6" (152mm) WIDE PEEL & STICK ELASTOFORM FLASHING MAY ALSO BE CENTERED OVER THE FIELD SPLICE INTERSECTION.