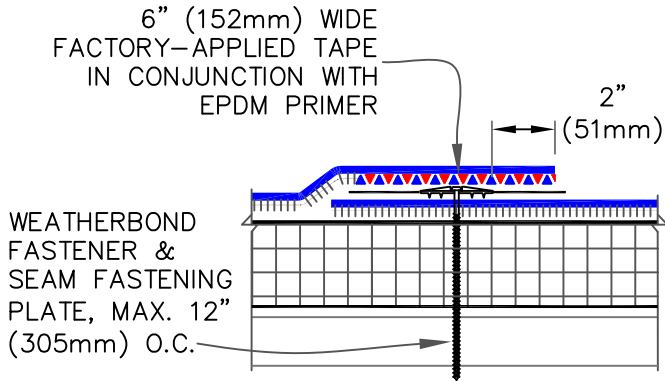
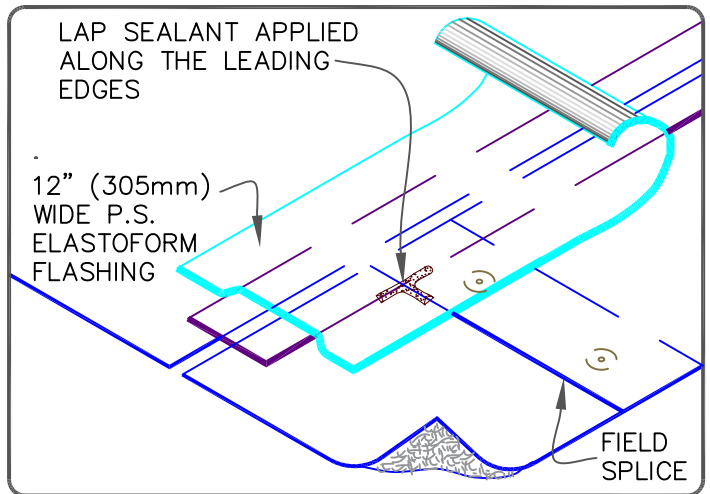
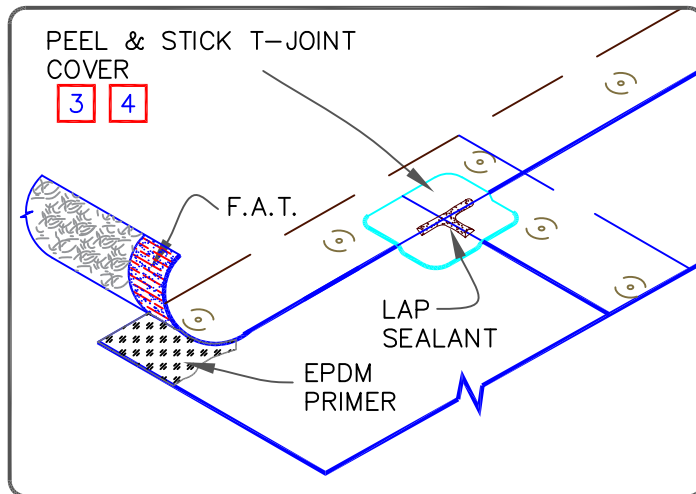
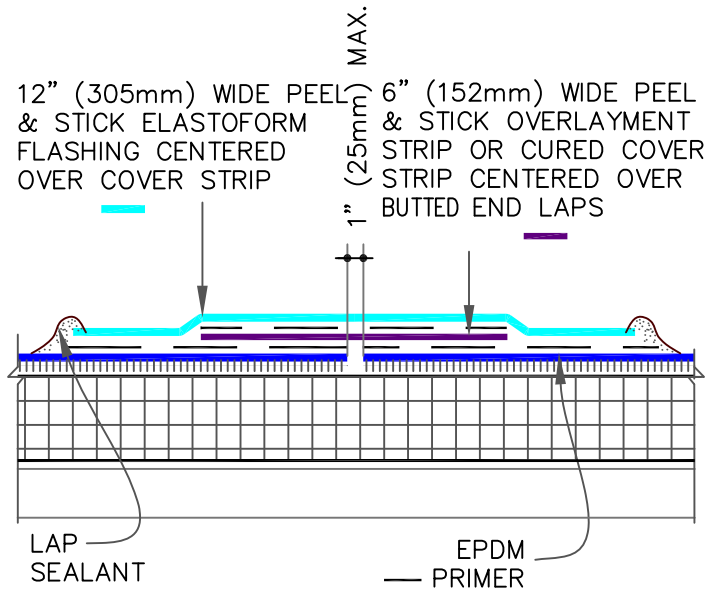


MEMBRANE SPLICE



END LAP SPLICE

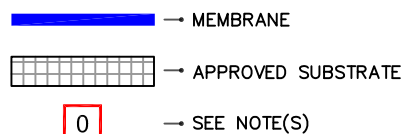


NOTES:

1. REFER TO WEATHERBOND SPECIFICATIONS FOR ACCEPTABLE WEATEHRBOND FASTENER/PLATE AND FASTENING DENSITY.
2. APPLY EPDM PRIMER TO MEMBRANE SURFACES PRIOR TO INSTALLING PEEL & STICK FLASHING AND/OR FACTORY APPLIED SecurTAPE.
3. APPLY LAP SEALANT ALONG THE EDGE OF THE MEMBRANE SPLICE (UNDER THE 6"x6" T-JOINT COVER) COVERING THE EXPOSED SPLICE TAPE 1/2" (13 mm) IN EACH DIRECTION FROM THE SPLICE INTERSECTION.
4. 6" (152mm) WIDE PEEL & STICK ELASTOFORM FLASHING MAY ALSO BE CENTERED OVER THE FIELD SPLICE INTERSECTION.



AFX EPDM MECHANICALLY FASTENED MEMBRANE & END LAP SPLICES



SPEC. SUPPLEMENT

AFX-MF1