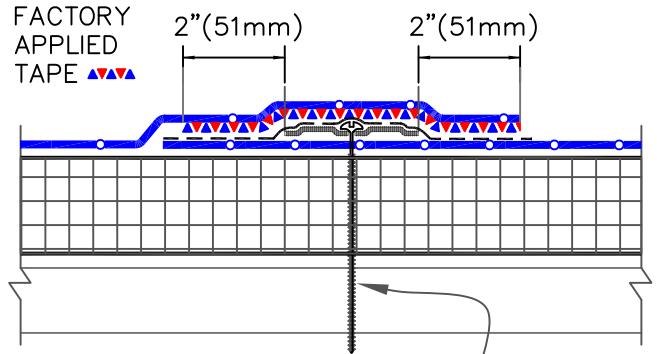
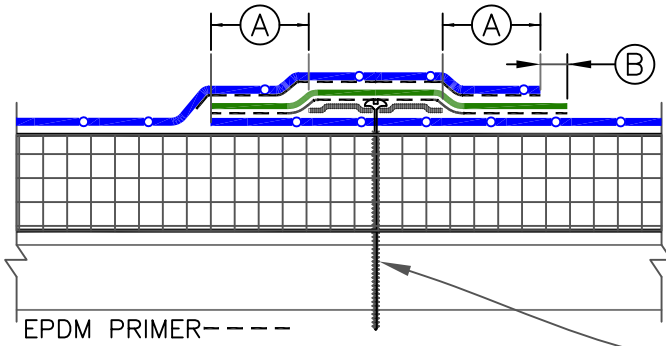


# THERMOSET MEMBRANE

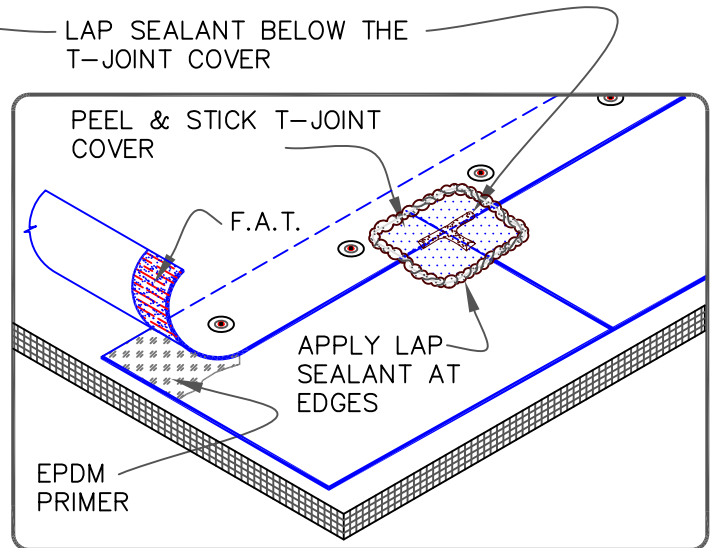
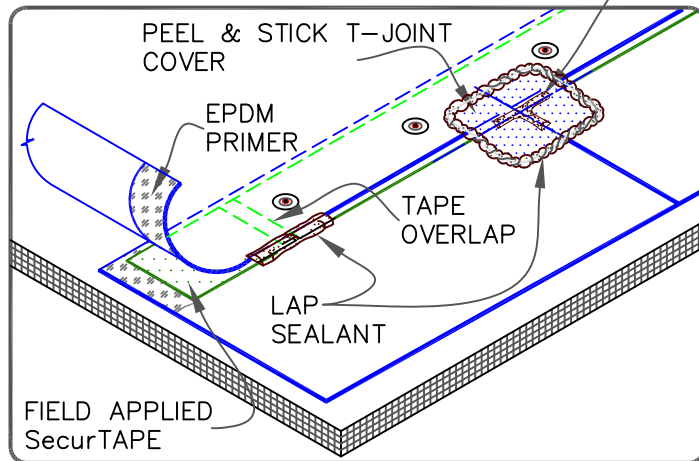
6" (152mm) WIDE SecurTAPE SPLICE

6" (152mm) WIDE FACTORY APPLIED TAPE



SEAM FASTENING PLATE & FASTENER POSITIONED OVER PRE-PRINTED BLUE MARKS. FASTEN MAX. 12" (305mm) O.C. 1

DIMENSIONS	mm		
(A)	2"	51	
(B)	1/8"	3	TO
	1/2"	13	



NOTES:

F.A.T. (FACTORY APPLIED SecurTAPE)

- HP FASTENERS AND POLYMER SEAM PLATES ARE REQUIRED OVER STEEL DECKS.
- PRIOR TO THE INSTALLATION OF SPLICE TAPE, APPLY EPDM PRIMER TO SPLICE AREAS.
- FIELD APPLIED SecurTAPE IS TO BE OVERLAPPED A MINIMUM OF 1" (25mm) AT THE ENDS OF EACH CUT PIECE. APPLY LAP SEALANT AT TAPE OVERLAPS 2" (51mm) IN EACH DIRECTION AS SHOWN.
- APPLY LAP SEALANT ALONG THE LEADING EDGE OF THE MEMBRANE SPLICE UNDER THE 6"X6" (152 X 152mm) T-JOINT COVER, COVERING THE EXPOSED SPLICE TAPE 1/2" (13mm) IN ALL DIRECTIONS FROM THE SPLICE INTERSECTION.
- END LAPS SHALL BE SPLICED USING EITHER 3" (76mm) OR 6" (152mm) WIDE SecurTAPE. REFER TO DETAIL [MF-2B](#).
- LAP SEALANT IS REQUIRED ON CUT EDGES OF REINFORCED EPDM MEMBRANE.



MEMBRANE SPLICE

→ MEMBRANE  
 → APPROVED SUBSTRATE  
0 → SEE NOTE(S)

SPEC. SUPPLEMENT

MF-2.1