




NOTES:

1. FIELD APPLIED SecurTAPE IS TO BE OVERLAPPED A MINIMUM OF 1" (25mm) AT THE ENDS OF EACH CUT PIECE. APPLY LAP SEALANT AT TAPE OVERLAPS 2" (51mm) IN EACH DIRECTION AS SHOWN.
2. APPLY LAP SEALANT ALONG THE LEADING EDGE OF THE MEMBRANE SPLICE UNDER THE 6"X6" (152mm X 152mm) T-JOINT COVER, COVERING THE EXPOSED SPLICE TAPE 1/2" (13mm) IN ALL DIRECTIONS FROM THE SPLICE INTERSECTION.
3. 6" (152mm) WIDE PEEL & STICK ELASTOFORM FLASHING, IN CONJUNCTION WITH EPDM PRIMER, MAY ALSO BE CENTERED OVER THE INTERSECTING POINT OF THE LEADING EDGES OF THE FIELD SPLICE INTERSECTION.
4. LAP SEALANT IS REQUIRED ON CUT EDGES OF REINFORCED EPDM MEMBRANE.



EPDM MEMBRANE SPLICES

	→ MEMBRANE
	→ APPROVED SUBSTRATE
	→ SEE NOTE(S)

SPEC. SUPPLEMENT

U-2.1