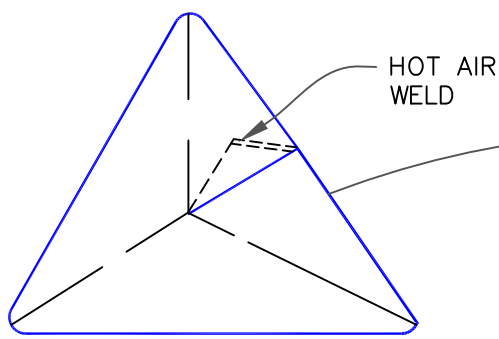
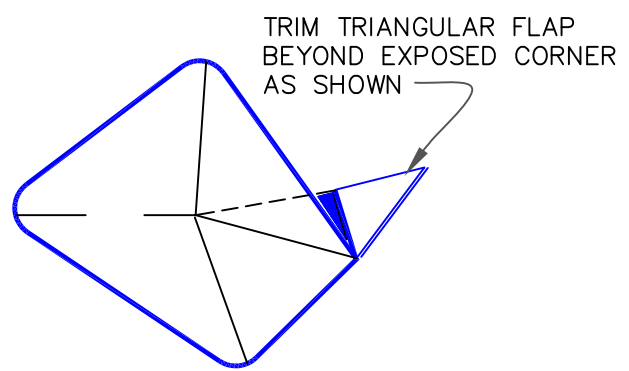
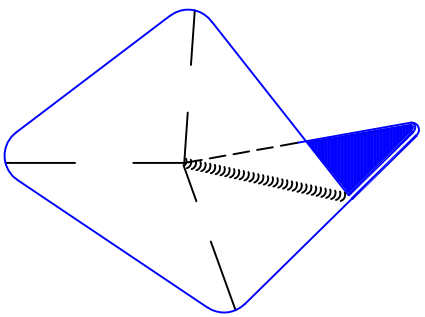
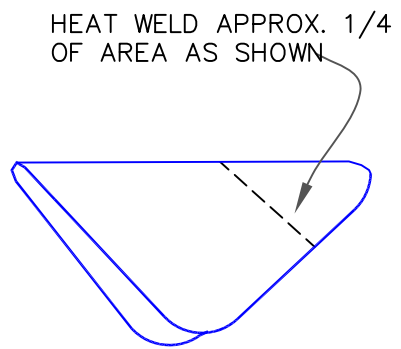
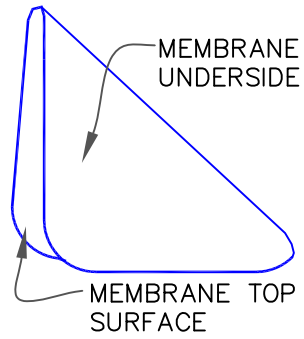
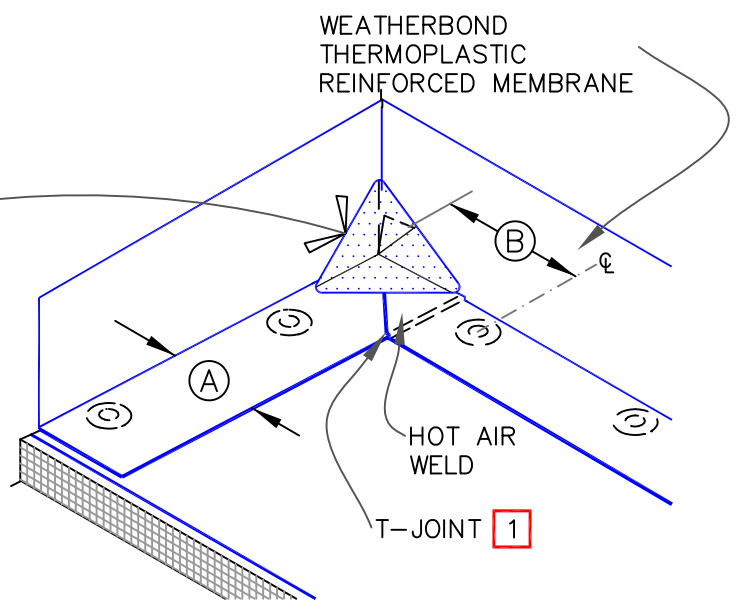


CUT A SECTION OF WEATHERBOND THERMOPLASTIC NON-REINFORCED MEMBRANE WITH ROUNDED CORNERS



POSITION AND HEAT WELD CORNER IN PLACE AS SHOWN



NOTE:

WHEN USING 60 OR 80-MIL MEMBRANE, APPLY A 4-1/2" (114mm) DIAMETER "T-JOINT" COVER AT ALL FIELD SPLICE INTERSECTIONS.

DIMENSIONS	mm	
(A)	6"	152 APPROX.
(B)	6"-9"	152-229



FIELD FABRICATED INSIDE CORNER FLASHING

- WEATHERBOND THERMOPLASTIC REINFORCED MEMBRANE
- APPROVED SUBSTRATE
- SEE NOTE

THERMOPLASTIC ROOFING SYSTEM
WBPC-15.2