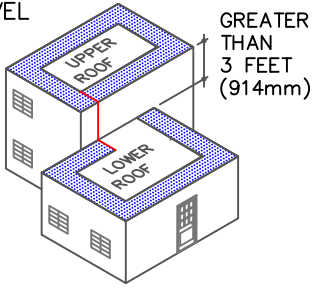
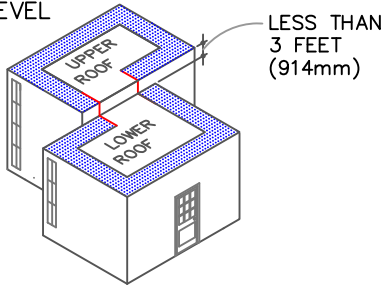


GUIDELINES FOR ROOF PERIMETER ZONES FOR MECHANICALLY ATTACHED ROOF SYSTEM

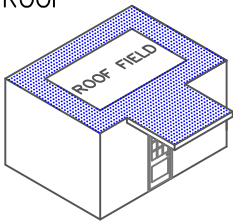
SPLIT LEVEL ROOFS



SPLIT LEVEL ROOFS

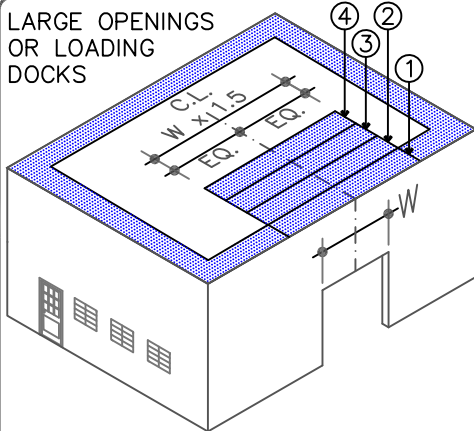


CANOPY ROOF



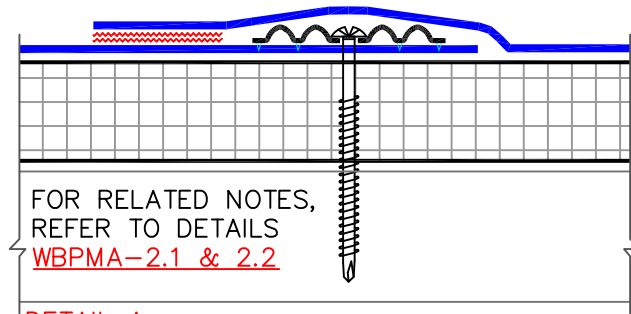
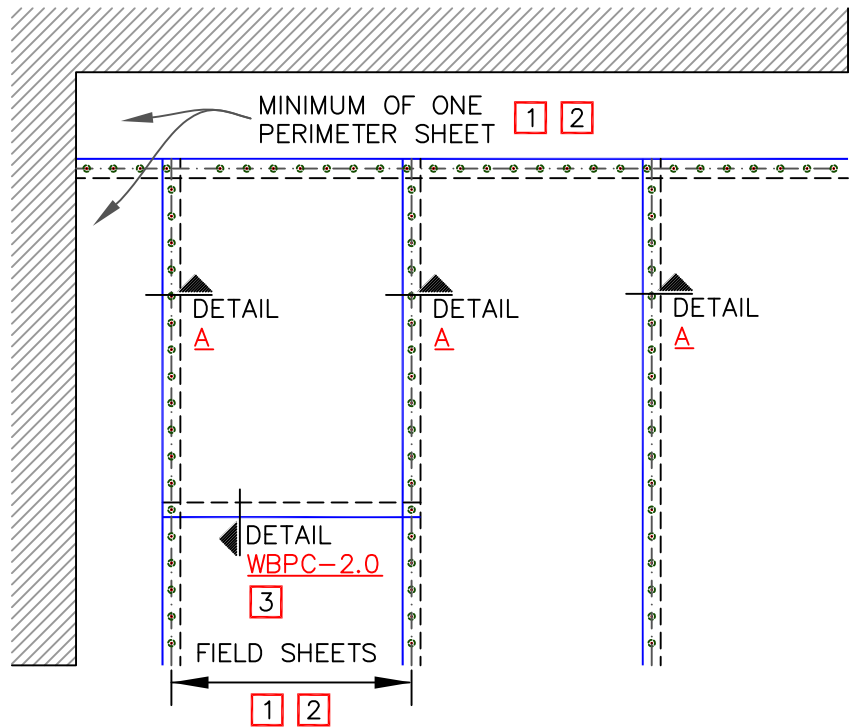
INSTALL PERIMETER SHEETS OVER THE ENTIRE OVERHANG (PROJECTION ROOF) AREA, EXTENDING ONTO THE MAIN ROOF DECK WHEN AT THE SAME LEVEL AS SHOWN.

LARGE OPENINGS OR LOADING DOCKS



FOUR PERIMETER SHEETS CENTERED OVER LARGE OPENINGS

PERIMETER ZONES



NOTES:

1. WHEN USING 10' (3048mm) OR 12' (3658mm) WIDE TPO FIELD SHEETS, 6' (1829mm) WIDE PERIMETER SHEETS ARE UTILIZED. WHEN USING 8' (2438mm) WIDE TPO FIELD SHEETS, 4' (1219mm) WIDE PERIMETER SHEETS ARE USED. WHEN USING 10' (3048mm) WIDE PVC FIELD SHEETS, 5' (1524mm) WIDE PERIMETER SHEETS ARE UTILIZED. WHEN USING 81" (2057mm) WIDE PVC FIELD SHEETS, 40.5" (1029mm) WIDE PERIMETER SHEETS ARE USED.
2. REFER TO WEATHERBOND SPECIFICATIONS FOR REQUIRED NUMBER OF PERIMETER SHEETS, SHEET WIDTH AND MEMBRANE FASTENING DENSITY.
3. END LAPS DO NOT REQUIRE MECHANICAL FASTENING AND SHALL BE OVERLAPPED 2" (51mm) MINIMUM. REFER TO WEATHERBOND [DETAIL WBPC-2.0](#).

