

REMOVE EXISTING RIDGE/HIP CAP & ITS FASTENERS

Ⓢ

EXISTING RIDGE CAP

REFER TO SPECS FOR MAX. DISTANCE

REFER TO MR E2.1

REINFORCED EPDM ROOF MEMBRANE


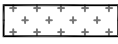


FASTEN TO TOP PURLIN ON EACH SIDE AS SHOWN

FILL WITH RIGID BOARD INSULATION OR INJECT HIGH-RISE FOAM

RETROFIT RIDGE CAP



ROOF RIDGE / HIP - NON VENTED

	• HIGH DENSITY RECOVER BOARD
	• IN-FILL INSULATION
	• SEE NOTE(S)
	• SEE NOTE(S)

METAL RETROFIT
MR E22.1