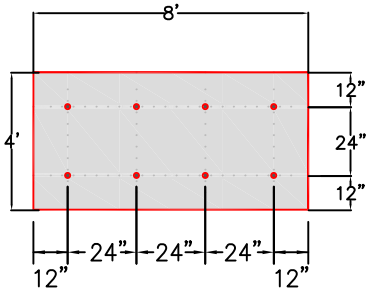
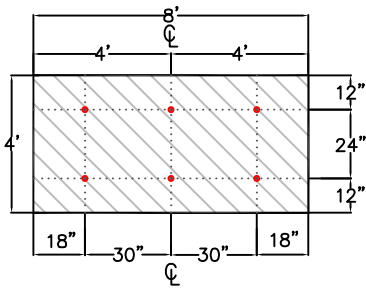


NOTES:

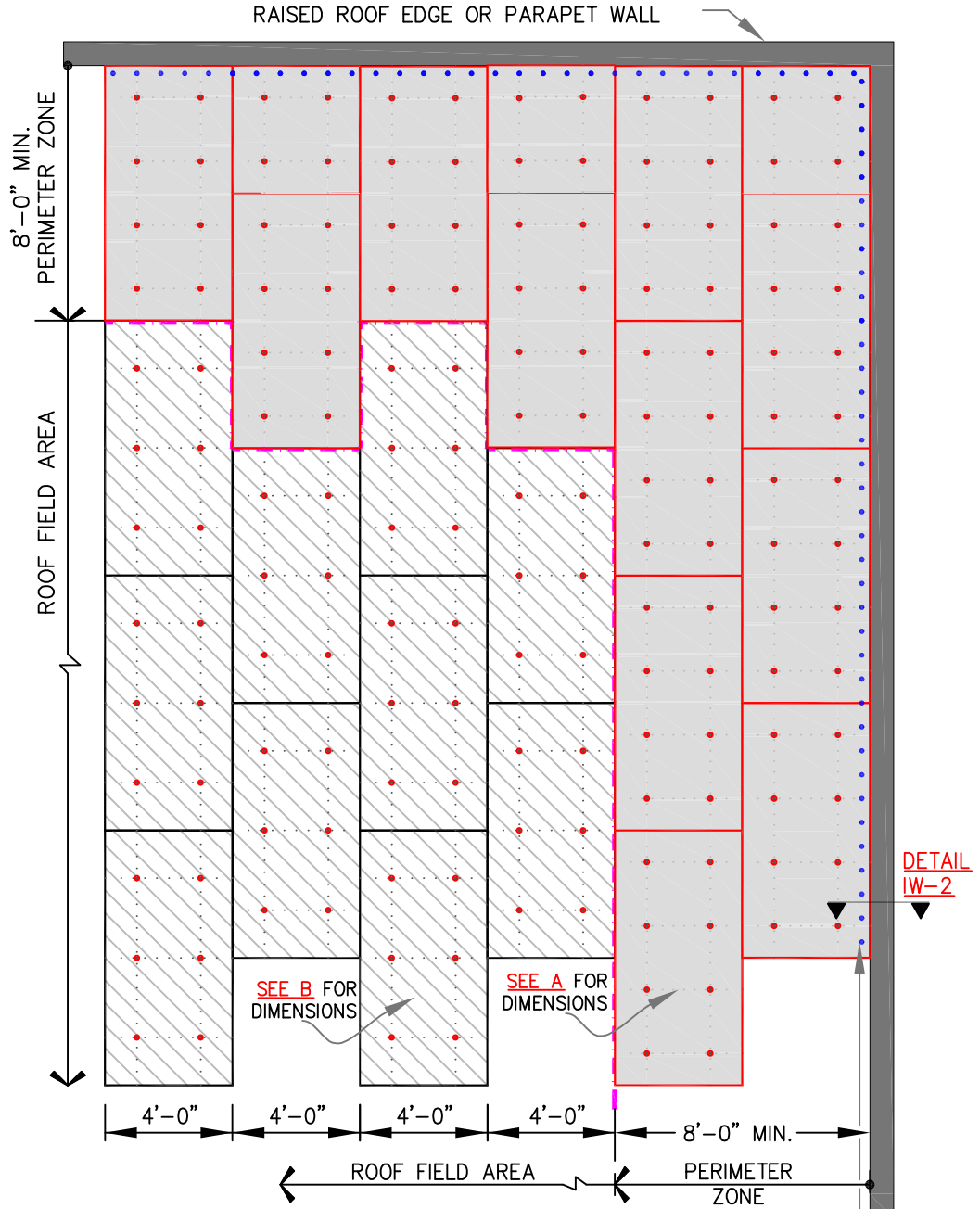
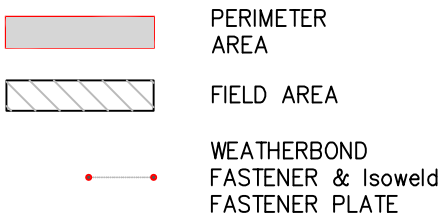
1. Isoweld METHOD OF MEMBRANE ATTACHMENT IS NOT FOR USE WITH NON-FACED EPS (EXPANDED POLYSTYRENE) OR XPS (EXTRUDED POLYSTYRENE) INSULATIONS.
2. PERIMETER ENHANCEMENTS REQUIRED FOR WIND SPEED COVERAGE GREATER THAN 72MPH. CONTACT WEATHERBOND FOR REQUIREMENTS.
3. ENHANCEMENT SHOWN ARE FOR THE PURPOSE WEATHERBOND RECOMMENDATIONS. FOR FM PROJECTS CONSULT FM GLOBAL FOR REQUIRED ENHANCEMENTS.



(A) PERIMETER ZONE
8 FASTENERS PER 4'X8' BOARD



(B) FIELD OF ROOF
6 FASTENERS PER 4'X8' BOARD



MEMBRANE FASTENED MINIMUM 12" O.C. AT ANGLE(S) CHANGES.
FOR ADDITIONAL INFORMATION SEE DETAIL [IW-2](#)

DECK TYPE	DECK THICKNESS	FASTENER	THERMOPLASTIC COATED PLATE
STEEL	22 GAUGE (0.8mm)	WEATHERBOND HPWX FASTENER	3-1/8" (8cm) DIAMETER
PLYWOOD	15/32" (12mm)		

NOTE: AT IN-FILL MINOR PIECES, USE MIN. 2 FASTENERS.

INCHES TO CENTIMETERS							
inch	2"	3.5"	4"	12"	18"	24"	30"
cm	5	9	10	30	46	61	76

FEET TO CENTIMETERS			
FEET	1'	4'	8'
cm	30	122	244



ISOWELD ATTACHMENT METHOD – NUMBER OF FASTENERS AND LOCATIONS

WEATHERBOND Isoweld Attachment
IW-1